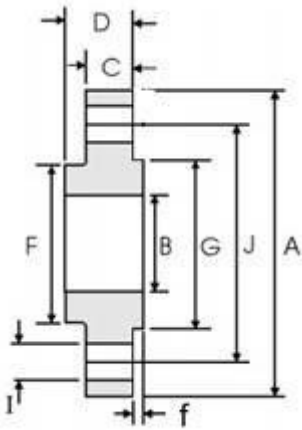


Dimensions of slip on flanges - ASME B16.5 Class 150

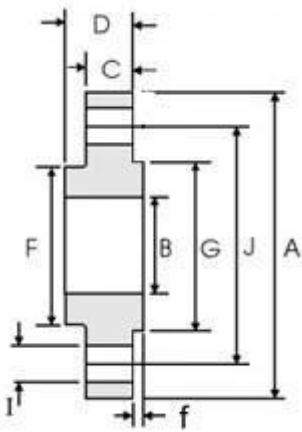


f=2mm

DN	NPS	Overall Diameter	Inside Diameter (Min.)	Thickness of Flange (Min.)	Overall Length	Diameter of Hub	Diameter of Face	Number of Bolts	Diameter of Bolt Holes	Diameter of Bolt Circle
		A	B	C	D	F	G	H	I	J
15	1/2	90	22.2	9.6	14	30	34.9	4	15.7	60.3
20	3/4	100	27.7	11.2	14	38	42.9	4	15.7	69.9
25	1	110	34.5	12.7	16	49	50.8	4	15.7	79.4
32	1 ¼	115	43.2	14.3	19	59	63.5	4	15.7	88.9
40	1 ½	125	49.5	15.9	21	65	73	4	15.7	98.4
50	2	150	61.9	17.5	24	78	92.1	4	19.1	120.7
65	2 ½	180	74.6	20.7	27	90	104.8	4	19.1	139.7
80	3	190	90.7	22.3	29	108	127	4	19.1	152.4
90	3 ½	215	103.4	22.3	30	122	139.7	8	19.1	177.8
100	4	230	116.1	22.3	32	135	157.2	8	19.1	190.5
125	5	255	143.8	22.3	35	164	185.7	8	22.4	215.9
150	6	280	170.7	23.9	38	192	215.9	8	22.4	241.3
200	8	345	221.5	27	43	246	269.9	8	22.4	298.5
250	10	405	276.2	28.6	48	305	323.8	12	25.4	362
300	12	485	327	30.2	54	365	381	12	25.4	431.8
350	14	535	359.2	33.4	56	400	412.8	12	28.4	476.3
400	16	595	410.5	35	62	457	469.9	16	28.4	539.8
450	18	635	461.8	38.1	67	505	533.4	16	31.75	577.9
500	20	700	513.1	41.3	71	559	584.2	20	31.75	635
600	24	815	616	46.1	81	663	692.2	20	35.1	749.3

These flanges may be supplied with a flat face. The flat face may be either the full C dimension of thickness plus 2 mm or the C dimension thickness without the raised face height.

Dimensions of slip on flanges - ASME B16.5 Class 300

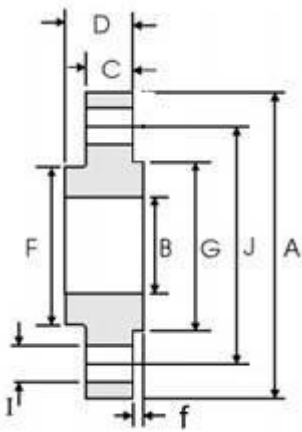


f=2mm

DN	NPS	Overall Diameter	Inside Diameter (Min.)	Thickness of Flange (Min.)	Overall Length	Diameter of Hub	Diameter of Face	Number of Bolts	Diameter of Bolt Holes	Diameter of Bolt Circle
		A	B	C	D	F	G	H	I	J
15	1/2	95	22.2	12.7	21	38	34.9	4	15.7	66.7
20	3/4	115	27.7	14.3	24	48	42.9	4	19	82.6
25	1	125	34.5	15.9	25	54	50.8	4	19	88.9
32	1 ¼	135	43.2	17.5	25	64	63.5	4	19	98.4
40	1 ½	155	49.5	19.1	29	70	73	4	22.3	114.3
50	2	165	61.9	20.7	32	84	92.1	8	19	127
65	2 ½	190	74.6	23.9	37	100	104.8	8	22.3	149.2
80	3	210	90.7	27	41	117	127	8	22.3	168.3
90	3 ½	230	103.4	28.6	43	133	139.7	8	22.3	184.2
100	4	255	116.1	30.2	46	146	157.2	8	22.3	200
125	5	280	143.8	33.4	49	178	185.7	8	22.3	235
150	6	320	170.7	35	51	206	215.9	12	22.3	269.9
200	8	380	221.5	39.7	60	260	269.9	12	25.4	330.2
250	10	445	276.2	46.1	65	321	323.8	16	28.4	387.4
300	12	520	327	49.3	71	375	381	16	31.7	450.8
350	14	585	359.2	52.4	75	425	412.8	20	31.7	514.4
400	16	650	410.5	55.6	81	483	469.9	20	35	571.5
450	18	710	461.8	58.8	87	533	533.4	24	35	628.6
500	20	775	513.1	62	94	587	584.2	24	35	685.8
600	24	915	616	68.3	105	702	692.2	24	41.1	812.8

These flanges may be supplied with a flat face. The flat face may be either the full C dimension of thickness plus 2 mm or the C dimension thickness without the raised face height.

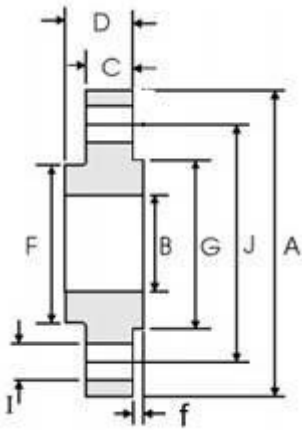
Dimensions of slip on flanges - ASME B16.5 Class 400



f=7mm

DN	NPS	Overall Diameter	Inside Diameter (Min.)	Thickness of Flange (Min.)	Overall Length	Diameter of Hub	Diameter of Face	Number of Bolts	Diameter of Bolt Holes	Diameter of Bolt Circle
		A	B	C	D	F	G	H	I	J
15	1/2	95	22.2	14.3	22	38	34.9	4	15.7	66.7
20	3/4	115	27.7	15.9	25	48	42.9	4	19	82.6
25	1	125	34.5	17.5	27	54	50.8	4	19	88.9
32	1 ¼	135	43.2	20.7	29	64	63.5	4	19	98.4
40	1 ½	155	49.5	22.3	32	70	73	4	22.3	114.3
50	2	165	61.9	25.4	37	84	92.1	8	19	127
65	2 ½	190	74.6	28.6	41	100	104.8	8	22.3	149.2
80	3	210	90.7	31.8	46	117	127	8	22.3	168.3
90	3 ½	230	103.4	35	49	133	139.7	8	25.4	184.2
100	4	255	116.1	35	51	146	157.2	8	25.4	200
125	5	280	143.8	38.1	54	178	185.7	8	25.4	235
150	6	320	170.7	41.3	57	206	215.9	12	35.4	269.9
200	8	380	221.5	47.7	68	260	269.9	12	28.4	330.2
250	10	445	276.2	54	73	321	323.8	16	31.75	387.4
300	12	520	327	57.2	79	375	381	16	35.1	450.8
350	14	585	359.2	60.4	84	425	412.8	20	35.1	514.4
400	16	650	410.5	63.5	94	483	469.9	20	38.1	571.5
450	18	710	461.8	66.7	98	533	533.4	24	38.1	628.6
500	20	775	513.1	69.9	102	587	584.2	24	41.1	685.8
600	24	915	616	76.2	114	702	692.2	24	47.8	812.8

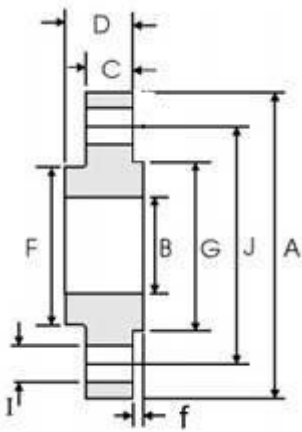
Dimensions of slip on flanges - ASME B16.5 Class 600



f=7mm

DN	NPS	Overall Diameter	Inside Diameter (Min.)	Thickness of Flange (Min.)	Overall Length	Diameter of Hub	Diameter of Face	Number of Bolts	Diameter of Bolt Holes	Diameter of Bolt Circle
		A	B	C	D	F	G	H	I	J
15	1/2	95	22.2	14.3	22	38	34.9	4	15.7	66.7
20	3/4	115	27.7	15.9	25	48	42.9	4	19	82.6
25	1	125	34.5	17.5	27	54	50.8	4	19	88.9
32	1 ¼	135	43.2	20.7	29	64	63.5	4	19	98.4
40	1 ½	155	49.5	22.3	32	70	73	4	22.3	114.3
50	2	165	61.9	25.4	37	84	92.1	8	19	127
65	2 ½	190	74.6	28.6	41	100	104.8	8	22.3	149.2
80	3	210	90.7	31.8	46	117	127	8	22.3	168.3
90	3 ½	230	103.4	35	49	133	139.7	8	25.4	184.2
100	4	275	116.1	38.1	54	152	157.2	8	25.4	215.9
125	5	330	143.8	44.5	60	189	185.7	8	28.4	266.7
150	6	355	170.7	47.7	67	222	215.9	12	28.4	292.1
200	8	420	221.5	55.6	76	273	269.9	12	31.75	349.2
250	10	510	276.2	63.5	86	343	323.8	16	35.1	431.8
300	12	560	327	66.7	92	400	381	20	35.1	489
350	14	605	359.2	69.9	94	432	412.8	20	38.1	527
400	16	685	410.5	76.2	106	495	469.9	20	41.1	603.2
450	18	745	461.8	82.6	117	546	533.4	20	44.5	654
500	20	815	513.1	88.9	127	610	584.2	24	44.5	723.9
600	24	940	616	101.6	140	718	692.2	24	50.8	838.2

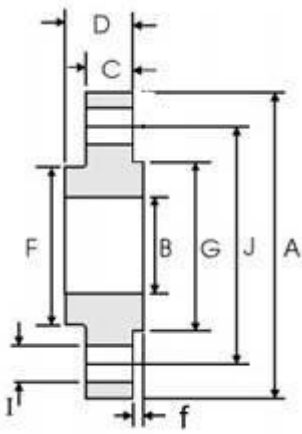
Dimensions of slip on flanges - ASME B16.5 Class 900



f=7mm

DN	NPS	Overall Diameter	Inside Diameter (Min.)	Thickness of Flange (Min.)	Overall Length	Diameter of Hub	Diameter of Face	Number of Bolts	Diameter of Bolt Holes	Diameter of Bolt Circle
		A	B	C	D	F	G	H	I	J
15	1/2	120	22.2	22.3	32	38	34.9	4	22.3	82.6
20	3/4	130	27.7	25.4	35	44	42.9	4	22.3	88.9
25	1	150	34.5	28.6	41	52	50.8	4	25.4	101.6
32	1 ¼	160	43.2	28.6	41	64	63.5	4	25.4	111.1
40	1 ½	180	49.5	31.8	44	70	73	4	28.4	123.8
50	2	215	61.9	38.1	57	105	92.1	8	25.4	165.1
65	2 ½	245	74.6	41.3	64	124	104.8	8	28.4	190.5
80	3	240	103.4	38.1	54	127	127	8	25.4	190.5
100	4	290	116.1	44.5	70	159	157.2	8	31.7	235
125	5	350	143.8	50.8	79	190	185.7	8	35	279.4
150	6	380	170.7	55.6	86	235	215.9	12	31.7	317.5
200	8	470	221.5	63.5	102	298	269.9	12	38.1	393.7
250	10	545	276.2	69.9	108	368	323.8	16	38.1	469.9
300	12	610	327	79.4	117	419	381	20	38.1	533.4
350	14	640	359.2	85.8	130	451	412.8	20	41.1	558.8
400	16	705	410.5	88.9	133	508	469.9	20	44.4	616
450	18	785	461.8	101.6	152	565	533.4	20	50.8	685.8
500	20	855	513.1	108	159	622	584.2	20	53.8	749.3
600	24	1040	616	139.7	203	749	692.2	20	66.55	901.7

Dimensions of slip on flanges - ASME B16.5 Class 1500



f=7mm

DN	NPS	Overall Diameter	Inside Diameter (Min.)	Thickness of Flange (Min.)	Overall Length	Diameter of Hub	Diameter of Face	Number of Bolts	Diameter of Bolt Holes	Diameter of Bolt Circle
		A	B	C	D	F	G	H	I	J
15	1/2	120	22.2	22.3	32	38	34.9	4	22.3	82.6
20	3/4	130	27.7	25.4	35	44	42.9	4	22.3	88.9
25	1	150	34.5	28.6	41	52	50.8	4	25.4	101.6
32	1 ¼	160	43.2	28.6	41	64	63.5	4	25.4	111.1
40	1 ½	180	49.5	31.8	44	70	73	4	28.4	123.8
50	2	215	61.9	38.1	57	105	92.1	8	25.4	165.1
65	2 1/2	245	74.6	41.3	64	124	104.8	8	28.4	190.5