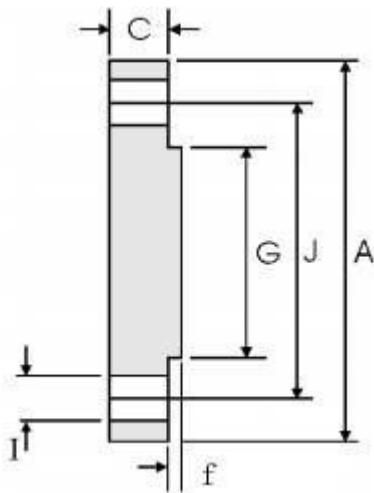


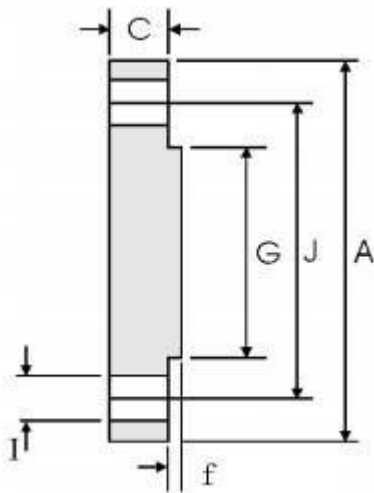
**Dimensions of blind flanges - ASME B16.47 series B Class 75**



f=2mm

| DN   | NPS | Overall Diameter | Thickness of Flange(Min.) | Diameter of Face | Number of Bolts | Diameter of Bolt Holes | Diameter of Bolt Circle |
|------|-----|------------------|---------------------------|------------------|-----------------|------------------------|-------------------------|
|      |     | A                | C                         | G                | n               | I                      | J                       |
| 650  | 26  | 760              | 31.9                      | 705              | 36              | 19.05                  | 723.9                   |
| 700  | 28  | 815              | 31.9                      | 756              | 40              | 19.05                  | 774.7                   |
| 750  | 30  | 865              | 31.9                      | 806              | 44              | 19.05                  | 825.5                   |
| 800  | 32  | 915              | 35.0                      | 857              | 48              | 19.05                  | 876.3                   |
| 850  | 34  | 965              | 36.6                      | 908              | 52              | 19.05                  | 927.1                   |
| 900  | 36  | 1035             | 40.9                      | 965              | 40              | 22.23                  | 992.2                   |
| 950  | 38  | 1085             | 43.0                      | 1016             | 40              | 22.23                  | 1043.0                  |
| 1000 | 40  | 1135             | 43.0                      | 1067             | 44              | 22.23                  | 1093.8                  |
| 1050 | 42  | 1185             | 46.3                      | 1118             | 48              | 22.23                  | 1144.6                  |
| 1100 | 44  | 1250             | 47.7                      | 1175             | 36              | 25.4                   | 1203.3                  |
| 1150 | 46  | 1300             | 49.3                      | 1226             | 40              | 25.4                   | 1254.1                  |
| 1200 | 48  | 1355             | 52.5                      | 1276             | 44              | 25.4                   | 1304.9                  |
| 1250 | 50  | 1405             | 54.1                      | 1327             | 44              | 25.4                   | 1355.7                  |
| 1300 | 52  | 1455             | 55.7                      | 1378             | 48              | 25.4                   | 1409.7                  |
| 1350 | 54  | 1510             | 58.9                      | 1429             | 48              | 25.4                   | 1460.5                  |
| 1400 | 56  | 1575             | 60.4                      | 1486             | 40              | 28.58                  | 1520.8                  |
| 1450 | 58  | 1625             | 62.0                      | 1537             | 44              | 28.58                  | 1571.6                  |
| 1500 | 60  | 1675             | 65.2                      | 1588             | 44              | 28.58                  | 1622.4                  |

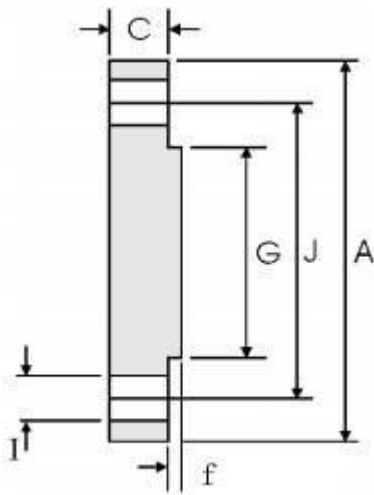
**Dimensions of blind flanges - ASME B16.47 series B Class 150**



f=2mm

| DN   | NPS | Overall Diameter | Thickness of Flange(Min.) | Diameter of Face | Number of Bolts | Diameter of Bolt Holes | Diameter of Bolt Circle |
|------|-----|------------------|---------------------------|------------------|-----------------|------------------------|-------------------------|
|      |     | A                | C                         | G                | n               | I                      | J                       |
| 650  | 26  | 785              | 43.0                      | 711              | 36              | 22.23                  | 744.5                   |
| 700  | 28  | 835              | 46.2                      | 762              | 40              | 22.23                  | 795.3                   |
| 750  | 30  | 885              | 49.3                      | 813              | 44              | 22.23                  | 846.1                   |
| 800  | 32  | 940              | 52.5                      | 864              | 48              | 22.23                  | 900.1                   |
| 850  | 34  | 1005             | 55.7                      | 921              | 40              | 25.4                   | 957.3                   |
| 900  | 36  | 1055             | 57.3                      | 972              | 44              | 25.4                   | 1009.6                  |
| 950  | 38  | 1125             | 62.0                      | 1022             | 40              | 28.58                  | 1070.0                  |
| 1000 | 40  | 1175             | 65.2                      | 1080             | 44              | 28.58                  | 1120.8                  |
| 1050 | 42  | 1225             | 66.8                      | 1130             | 48              | 28.58                  | 1171.6                  |
| 1100 | 44  | 1275             | 70.0                      | 1181             | 52              | 28.58                  | 1222.4                  |
| 1150 | 46  | 1340             | 73.1                      | 1235             | 40              | 31.75                  | 1284.3                  |
| 1200 | 48  | 1390             | 76.3                      | 1289             | 44              | 31.75                  | 1335.1                  |
| 1250 | 50  | 1445             | 79.5                      | 1340             | 48              | 31.75                  | 1385.9                  |
| 1300 | 52  | 1495             | 82.7                      | 1391             | 52              | 31.75                  | 1436.7                  |
| 1350 | 54  | 1550             | 85.8                      | 1441             | 56              | 31.75                  | 1492.2                  |
| 1400 | 56  | 1600             | 89.0                      | 1492             | 60              | 31.75                  | 1543.0                  |
| 1450 | 58  | 1675             | 91.9                      | 1543             | 48              | 34.92                  | 1611.3                  |
| 1500 | 60  | 1725             | 95.4                      | 1600             | 52              | 34.92                  | 1662.1                  |

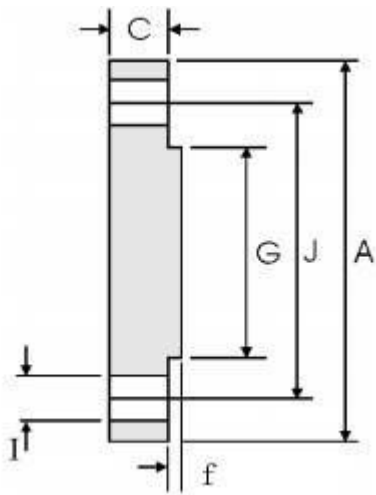
**Dimensions of blind flanges - ASME B16.47 series B Class 300**



f=2mm

| DN   | NPS | Overall Diameter | Thickness of Flange(Min.) | Diameter of Face | Number of Bolts | Diameter of Bolt Holes | Diameter of Bolt Circle |
|------|-----|------------------|---------------------------|------------------|-----------------|------------------------|-------------------------|
|      |     | A                | C                         | G                | n               | I                      | J                       |
| 650  | 26  | 865              | 87.4                      | 737              | 32              | 34.9                   | 803.3                   |
| 700  | 28  | 920              | 87.4                      | 787              | 36              | 34.9                   | 857.2                   |
| 750  | 30  | 990              | 92.1                      | 845              | 36              | 38.1                   | 920.8                   |
| 800  | 32  | 1055             | 101.6                     | 902              | 32              | 41.28                  | 977.9                   |
| 850  | 34  | 1110             | 101.6                     | 953              | 36              | 41.28                  | 1031.9                  |
| 900  | 36  | 1170             | 101.6                     | 1010             | 32              | 44.45                  | 1089.0                  |
| 950  | 38  | 1220             | 109.6                     | 1060             | 36              | 44.45                  | 1139.8                  |
| 1000 | 40  | 1275             | 114.3                     | 1114             | 40              | 44.45                  | 1190.6                  |
| 1050 | 42  | 1335             | 117.5                     | 1168             | 36              | 47.63                  | 1244.6                  |
| 1100 | 44  | 1385             | 125.5                     | 1219             | 40              | 47.63                  | 1295.4                  |
| 1150 | 46  | 1460             | 128.6                     | 1270             | 36              | 50.8                   | 1365.2                  |
| 1200 | 48  | 1510             | 133.4                     | 1327             | 40              | 50.8                   | 1416.0                  |
| 1250 | 50  | 1560             | 138.2                     | 1378             | 44              | 50.8                   | 1466.8                  |
| 1300 | 52  | 1615             | 142.6                     | 1429             | 48              | 50.8                   | 1517.6                  |
| 1350 | 54  | 1675             | 147.7                     | 1480             | 48              | 50.8                   | 1578.0                  |
| 1400 | 56  | 1765             | 155.4                     | 1537             | 36              | 60.33                  | 1651.0                  |
| 1450 | 58  | 1825             | 160.4                     | 1594             | 40              | 60.33                  | 1712.9                  |
| 1500 | 60  | 1880             | 165.1                     | 1651             | 40              | 60.33                  | 1763.7                  |

**Dimensions of blind flanges - ASME B16.47 series B Class 400**

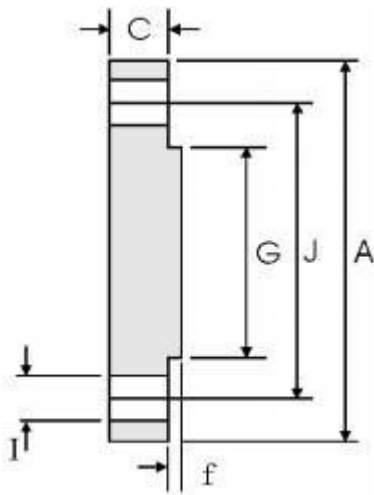


f=7mm

| DN  | NPS | Overall Diameter | Thickness of Flange(Min.) | Diameter of Face | Number of Bolts | Diameter of Bolt Holes | Diameter of Bolt Circle |
|-----|-----|------------------|---------------------------|------------------|-----------------|------------------------|-------------------------|
|     |     | A                | C                         | G                | n               | I                      | J                       |
| 650 | 26  | 850              | 88.9                      | 711              | 28              | 38.1                   | 781.0                   |
| 700 | 28  | 915              | 95.3                      | 762              | 24              | 41.28                  | 838.2                   |
| 750 | 30  | 970              | 101.6                     | 819              | 28              | 41.28                  | 895.4                   |
| 800 | 32  | 1035             | 108.0                     | 873              | 28              | 44.45                  | 952.5                   |
| 850 | 34  | 1085             | 111.2                     | 927              | 32              | 44.45                  | 1003.3                  |
| 900 | 36  | 1155             | 119.1                     | 981              | 28              | 47.63                  | 1066.8                  |

Dimensions for Classes 400, 600, and 900 NPS 38 and larger for Series B flanges are the same as for the Series A flanges.

**Dimensions of blind flanges - ASME B16.47 series B Class 600**

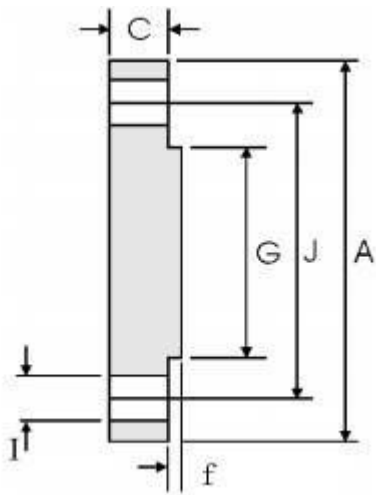


f=7mm

| DN  | NPS | Overall Diameter | Thickness of Flange(Min.) | Diameter of Face | Number of Bolts | Diameter of Bolt Holes | Diameter of Bolt Circle |
|-----|-----|------------------|---------------------------|------------------|-----------------|------------------------|-------------------------|
|     |     | A                | C                         | G                |                 | I                      | J                       |
| 650 | 26  | 850              | 111.3                     | 727              | 28              | 44.45                  | 806.4                   |
| 700 | 28  | 915              | 115.9                     | 784              | 28              | 47.63                  | 863.6                   |
| 750 | 30  | 970              | 127.0                     | 841              | 28              | 50.8                   | 927.1                   |
| 800 | 32  | 1035             | 134.9                     | 895              | 28              | 53.97                  | 984.2                   |
| 850 | 34  | 1085             | 144.2                     | 953              | 24              | 60.33                  | 1054.1                  |
| 900 | 36  | 1155             | 150.9                     | 1010             | 28              | 60.33                  | 1104.9                  |

Dimensions for Classes 400, 600, and 900 NPS 38 and larger for Series B flanges are the same as for the Series A flanges.

**Dimensions of blind flanges - ASME B16.47 series B Class 900**



f=7mm

| DN  | NPS | Overall Diameter | Thickness of Flange(Min.) | Diameter of Face | Number of Bolts | Diameter of Bolt Holes | Diameter of Bolt Circle |
|-----|-----|------------------|---------------------------|------------------|-----------------|------------------------|-------------------------|
|     |     | A                | C                         | G                | n               | I                      | J                       |
| 650 | 26  | 1020             | 154.0                     | 762              | 20              | 66.68                  | 901.7                   |
| 700 | 28  | 1105             | 166.7                     | 819              | 20              | 73.02                  | 971.6                   |
| 750 | 30  | 1180             | 176.1                     | 876              | 20              | 79.37                  | 1035.0                  |
| 800 | 32  | 1240             | 186.0                     | 927              | 20              | 79.37                  | 1092.2                  |
| 850 | 34  | 1315             | 195.0                     | 991              | 20              | 85.73                  | 1155.7                  |
| 900 | 36  | 1345             | 201.7                     | 1029             | 24              | 79.37                  | 1200.2                  |

Dimensions for Classes 400, 600, and 900 NPS 38 and larger for Series B flanges are the same as for the Series A flanges.