



**Dimensions for Spiral-Wound Gaskets Used With ASME B16.47 Series A Flanges
Class 150**




NPS	Inner Ring	Sealing Element		Outer Ring	Tolerance				
	d1	d2	d3	d4	d1	d2	d3	d4	
26	654.1	673.1	704.9	774.7	±3.0	±0.8			
28	704.9	723.9	755.7	831.9					
30	755.7	774.7	806.5	882.7					
32	806.5	825.5	860.6	939.8					
34	857.3	876.3	911.4	990.6					
36	908.1	927.1	968.5	1047.8					
38	958.9	977.9	1019.3	1111.3		±1.3		±1.5	±0.8
40	1009.7	1028.7	1070.1	1162.1					
42	1060.5	1079.5	1124	1219.2					
44	1111.3	1130.3	1178.1	1276.4					
46	1162.1	1181.1	1228.9	1327.2					
48	1212.9	1231.9	1279.7	1384.3					
50	1263.7	1282.7	1333.5	1435.1					
52	1314.5	1333.5	1384.3	1492.3					
54	1358.9	1384.3	1435.1	1549.4					
56	1409.7	1435.1	1485.9	1606.6					
58	1460.5	1485.9	1536.7	1663.7					
60	1511.3	1536.7	1587.5	1714.5					

**Dimensions for Spiral-Wound Gaskets Used With ASME B16.47 Series A Flanges
Class 300**




NPS	Inner Ring	Sealing Element		Outer Ring	Tolerance			
	d1	d2	d3	d4	d1	d2	d3	d4
26	654.1	685.8	736.6	835.2	±3.0	±0.8		
28	704.9	736.6	787.4	898.7				
30	755.7	793.8	844.6	952.5				
32	806.5	850.9	901.7	1006.6				
34	857.3	901.7	952.5	1057.4				
36	908.1	955.8	1006.6	1117.6				
38	952.5	977.9	1016	1054.1		±1.3		
40	1003.3	1022.4	1070.1	1114.6				
42	1054.1	1073.2	1120.9	1165.4				
44	1104.9	1130.3	1181.1	1219.2				
46	1152.7	1178.1	1228.9	1273.3				
48	1209.8	1235.2	1286	1324.1				
50	1244.6	1295.4	1346.2	1378				
52	1320.8	1346.2	1397	1428.8				
54	1352.6	1403.4	1454.2	1492.3				
56	1403.4	1454.2	1505	1543.1				
58	1447.8	1511.3	1562.1	1593.9				
60	1524	1562.1	1612.9	1644.7				

**Dimensions for Spiral-Wound Gaskets Used With ASME B16.47 Series A Flanges
Class 400**




NPS	Inner Ring	Sealing Element		Outer Ring	Tolerance			
	d1	d2	d3	d4	d1	d2	d3	d4
26	660.4	685.8	736.6	891.9	±3.0	±0.8	±1.5	±0.8
28	711.2	736.6	787.4	892.3				
30	755.7	793.8	844.6	946.2				
32	812.8	850.9	901.7	1003.3				
34	863.6	901.7	952.5	1054.1				
36	917.7	955.8	1006.6	1117.6				
38	952.5	971.6	1022.4	1073.2				
40	1000.3	1025.7	1076.5	1127.3				
42	1051.1	1076.5	1127.3	1178.1				
44	1104.9	1130.3	1181.1	1231.9				
46	1168.4	1193.8	1244.6	1289.1				
48	1206.5	1244.6	1295.4	1346.2				
50	1257.3	1295.4	1346.2	1403.4				
52	1308.1	1346.2	1397	1454.2				
54	1352.6	1403.4	1454.2	1517.7				
56	1403.4	1454.2	1505	1568.5				
58	1454.2	1505	1555.8	1619.3				
60	1517.7	1568.5	1619.3	1682.8				

**Dimensions for Spiral-Wound Gaskets Used With ASME B16.47 Series A Flanges
Class 600**



NPS	Inner Ring	Sealing Element		Outer Ring	Tolerance			
	d1	d2	d3	d4	d1	d2	d3	d4
26	647.7	685.8	736.6	866.9	±3.0	±0.8	±1.5	±0.8
28	698.5	736.6	787.4	914.4				
30	755.7	793.8	844.6	971.6				
32	812.8	850.9	901.7	1022.4				
34	863.6	901.7	952.5	1073.2				
36	917.7	955.8	1006.6	1130.3				
38	952.5	990.6	1041.4	1104.9				
40	1009.7	1047.8	1098.6	1155.7				
42	1066.8	1104.9	1155.7	1219.2				
44	1111.3	1162.1	1212.9	1270				
46	1162.1	1212.9	1263.7	1327.2				
48	1219.2	1270	1320.8	1390.7				
50	1270	1320.8	1371.6	1447.8				
52	1320.8	1371.6	1422.4	1498.6				
54	1378	1428.8	1479.6	1555.8				
56	1428.8	1479.6	1530.4	1612.9				
58	1473.2	1536.7	1587.5	1663.7				
60	1530.4	1593.9	1644.7	1733.6				

**Dimensions for Spiral-Wound Gaskets Used With ASME B16.47 Series A Flanges
Class 900**



NPS	Inner Ring	Sealing Element		Outer Ring	Tolerance			
	d1	d2	d3	d4	d1	d2	d3	d4
26	660.4	685.8	736.6	882.7	±3.0	±0.8	±1.5	±0.8
28	711.2	736.6	787.4	946.2				
30	768.4	793.8	844.6	1009.7				
32	812.8	850.9	901.7	1073.2				
34	863.6	901.7	952.5	1136.7				
36	920.8	958.9	1009.7	1200.2				
38	1009.7	1035.1	1085.9	1200.2				
40	1060.5	1098.6	1149.4	1251				
42	1111.3	1149.4	1200.2	1301.8				
44	1155.7	1206.5	1257.3	1368.6				
46	1219.2	1270	1320.8	1435.1	±1.3			
48	1270	1320.8	1371.6	1485.9				