



**Dimensions for Spiral-Wound Gaskets Used With ASME B16.47 Series B Flanges  
Class 150**




NPS	Inner Ring	Sealing Element		Outer Ring	Tolerance			
	d1	d2	d3	d4	d1	d2	d3	d4
26	654.1	673.1	698.5	725.4	±3.0	±0.8	±1.5	±0.8
28	704.9	723.9	749.3	776.2				
30	755.7	774.7	800.1	827				
32	806.5	825.5	850.9	881.1				
34	857.3	876.3	908.1	935				
36	908.1	927.1	958.9	987.6				
38	958.9	974.9	1009.7	1044.7		±1.3		
40	1009.7	1022.4	1063.8	1095.5				
42	1060.5	1079.5	1114.6	1146.3				
44	1111.3	1124	1165.4	1197.1				
46	1162.1	1181.1	1224	1255.8				
48	1212.9	1231.9	1270	1306.6				
50	1263.7	1282.7	1325.6	1357.4				
52	1314.5	1333.5	1376.4	1408.2				
54	1365.3	1384.3	1422.4	1463.8				
56	1422.4	1444.8	1478	1514.6				
58	1478	1500.1	1528.8	1579.6				
60	1535.2	1557.3	1586	1630.4				

**Dimensions for Spiral-Wound Gaskets Used With ASME B16.47 Series B Flanges  
Class 300**




NPS	Inner Ring	Sealing Element		Outer Ring	Tolerance			
	d1	d2	d3	d4	d1	d2	d3	d4
26	654.1	673.1	711.2	771.7	±3.0	±0.8	±1.5	±0.8
28	704.9	723.9	762	825.5				
30	755.7	774.7	812.8	886				
32	806.5	825.5	863.6	939.8				
34	857.3	876.3	914.4	993.9				
36	908.1	927.1	965.2	1047.8				
38	971.6	1009.7	1047.8	1098.6		±1.3		
40	1022.4	1060.5	1098.6	1149.4				
42	1085.9	1111.3	1149.4	1200.2				
44	1124	1162.1	1200.2	1251				
46	1178.1	1216.2	1254.3	1317.8				
48	1231.9	1263.7	1311.4	1368.6				
50	1267	1317.8	1355.9	1419.4				
52	1317.8	1368.6	1406.9	1470.2				
54	1365.3	1403.4	1454.2	1530.4				
56	1428.8	1479.6	1524	1593.9				
58	1484.4	1535.2	1573.3	1655.8				
60	1557.3	1589	1630.4	1706.6				

**Dimensions for Spiral-Wound Gaskets Used With ASME B16.47 Series B Flanges  
Class 400**




NPS	Inner Ring	Sealing Element		Outer Ring	Tolerance			
	d1	d2	d3	d4	d1	d2	d3	d4
26	654.1	666.8	698.5	746.3	±3.0	±0.8	±1.5	±0.8
28	701.8	714.5	749.3	800.1				
30	752.6	765.3	806.5	857.3				
32	800.1	812.8	860.6	911.4				
34	850.9	866.9	911.4	962.2				
36	898.7	917.7	965.2	1022.4				
38	952.5	971.6	1022.4	1073.2		±1.3		
40	1000.3	1025.7	1076.5	1127.3				
42	1051.1	1076.5	1127.3	1178.1				
44	1104.9	1130.3	1181.1	1231.9				
46	1168.4	1193.8	1244.6	1289.1				
48	1206.5	1244.6	1295.4	1346.2				
50	1257.3	1295.4	1346.2	1403.4				
52	1308.1	1346.2	1397	1454.2				
54	1352.6	1403.4	1454.2	1517.7				
56	1403.4	1454.2	1505	1568.5				
58	1454.2	1505	1555.8	1619.3				
60	1517.7	1568.5	1619.3	1682.8				

**Dimensions for Spiral-Wound Gaskets Used With ASME B16.47 Series B Flanges  
Class 600**



NPS	Inner Ring	Sealing Element		Outer Ring	Tolerance			
	d1	d2	d3	d4	d1	d2	d3	d4
26	644.7	663.7	714.5	765.3	±3.0	±0.8	±1.5	±0.8
28	685.8	704.9	755.7	819.2				
30	752.6	778	828.8	879.6				
32	793.8	831.9	882.7	933.5				
34	850.9	889	939.8	997				
36	901.7	939.8	990.6	1047.8		±1.3		
38	952.5	990.6	1041.4	1104.9				
40	1009.7	1047.8	1098.6	1155.7				
42	1066.8	1104.9	1155.7	1219.2				
44	1111.3	1162.1	1212.9	1270				
46	1162.1	1212.9	1263.7	1327.2				
48	1219.2	1270	1320.8	1390.7				
50	1270	1320.8	1371.6	1447.8				
52	1320.8	1371.6	1422.4	1498.6				
54	1378	1428.8	1479.6	1555.8				
56	1428.8	1479.6	1530.4	1612.9				
58	1473.2	1536.7	1587.5	1663.7				
60	1530.4	1593.9	1644.7	1733.6				

**Dimensions for Spiral-Wound Gaskets Used With ASME B16.47 Series B Flanges  
Class 900**



NPS	Inner Ring	Sealing Element		Outer Ring	Tolerance			
	d1	d2	d3	d4	d1	d2	d3	d4
26	666.8	692.2	749.3	838.2	±3.0	±0.8	±1.5	±0.8
28	717.6	743	800.1	901.7				
30	781.1	806.5	857.3	958.9				
32	838.2	863.6	914.4	1016				
34	895.4	920.8	971.6	1073.2				
36	920.8	946.2	997	1124				
38	1009.7	1035.1	1085.9	1200.2		±1.3		
40	1060.5	1098.6	1149.4	1251				
42	1111.3	1149.4	1200.2	1301.8				
44	1155.7	1206.5	1257.3	1368.6				
46	1219.2	1270	1320.8	1435.1				
48	1270	1320.8	1371.6	1485.9				