



**Dimensions for spiral wound gaskets used with ASME B16.5 flanges - ASME B16.20
Class150**




NPS	Inner Ring	Sealing Element		Outer Ring	Tolerance			
	d1	d2	d3	d4	d1	d2	d3	d4
1/2	14.2	19.1	31.8	47.8	±0.8	±0.4	±0.8	±0.8
3/4	20.6	25.4	39.6	57.2				
1	26.9	31.8	47.8	66.8				
1 ¼	38.1	47.8	60.5	76.2				
1 ½	44.5	54.1	69.9	85.9				
2	55.6	69.9	85.9	104.9				
2 ½	66.5	82.6	98.6	124				
3	81	101.6	120.7	136.7	±1.5	±0.8	+1.5/-0.8	
4	106.4	127	149.4	174.8				
5	131.8	155.7	177.8	196.9				
6	157.2	182.6	209.6	222.3				
8	215.9	233.4	263.7	279.4				
10	268.2	287.3	317.5	339.9				
12	317.5	339.9	374.7	409.7				
14	349.3	371.6	406.4	450.9				
16	400.1	422.4	463.6	514.4				
18	449.3	474.7	527.1	549.4				
20	500.1	525.5	577.9	606.6				
24	603.3	628.7	685.8	717.6				

**Dimensions for spiral wound gaskets used with ASME B16.5 flanges - ASME B16.20
Class 300**




NPS	Inner Ring	Sealing Element		Outer Ring	Tolerance			
	d1	d2	d3	d4	d1	d2	d3	d4
1/2	14.2	19.1	31.8	54.1	±0.8	±0.4	±0.8	±0.8
3/4	20.6	25.4	39.6	66.8				
1	26.9	31.8	47.8	73.2				
1 ¼	38.1	47.8	60.5	82.6				
1 ½	44.5	54.1	69.9	95.3				
2	55.6	69.9	85.9	111.3				
2 ½	66.5	82.6	98.6	130.3				
3	81	101.6	120.7	149.4				
4	106.4	127	149.4	181.1	±1.5	±0.8	±0.8	
5	131.8	155.7	177.8	215.9				
6	157.2	182.6	209.6	251				
8	215.9	233.4	263.7	308.1				
10	268.2	287.3	317.5	362				
12	317.5	339.9	374.7	422.4				
14	349.3	371.6	406.4	485.9				
16	400.1	422.4	463.6	539.8				
18	449.3	474.7	527.1	596.9	±0.8	+1.5/-0.8		
20	500.1	525.6	577.9	654.1				
24	603.3	628.7	685.8	774.7				

**Dimensions for spiral wound gaskets used with ASME B16.5 flanges - ASME B16.20
Class 400**




NPS	Inner Ring	Sealing Element		Outer Ring	Tolerance			
	d1	d2	d3	d4	d1	d2	d3	d4
1/2	14.2	19.1	31.8	54.1	±0.8	±0.4	±0.8	±0.8
3/4	20.6	25.4	39.6	66.8				
1	26.9	31.8	47.8	73.2				
1 ¼	38.1	47.8	60.5	82.6				
1 ½	44.5	54.1	69.9	95.3				
2	55.6	69.9	85.9	111.3				
2 ½	66.5	82.6	98.6	130.3				
3	81	101.6	120.7	149.4	±1.5	±0.8	±0.8	
4	102.6	120.7	149.4	177.8				
5	128.3	147.6	177.8	212.9				
6	154.9	174.8	209.6	247.7				
8	205.7	225.6	263.7	304.8				
10	255.3	274.6	317.5	358.9				
12	307.3	327.2	374.7	419.1				
14	342.9	362	406.4	482.6				
16	389.9	412.8	463.6	536.7				
18	438.2	469.9	527.1	593.9				
20	489	520.7	577.9	647.7	±0.8	+1.5/-0.8		
24	590.6	628.7	685.8	768.4				

**Dimensions for spiral wound gaskets used with ASME B16.5 flanges - ASME B16.20
Class 600**




NPS	Inner Ring	Sealing Element		Outer Ring	Tolerance			
	d1	d2	d3	d4	d1	d2	d3	d4
1/2	14.2	19.1	31.8	54.1	±0.8	±0.4	±0.8	±0.8
3/4	20.6	25.4	39.6	66.8				
1	26.9	31.8	47.8	73.2				
1 ¼	38.1	47.8	60.5	82.6				
1 ½	44.5	54.1	69.9	95.3				
2	55.6	69.9	85.9	111.3				
2 ½	66.5	82.6	98.6	130.3				
3	78.7	101.6	120.7	149.4	±1.5	±0.8	±0.8	
4	102.6	120.7	149.4	193.8				
5	128.3	147.6	177.8	241.3				
6	154.9	174.8	209.6	266.7				
8	205.7	225.6	263.7	320.8				
10	255.3	274.6	317.5	400.1		±0.8	+1.5/-0.8	
12	307.3	327.2	374.7	457.2				
14	342.9	362	406.4	492.3				
16	389.9	412.8	463.6	565.2				
18	438.2	469.9	527.1	612.9				
20	489	520.7	577.9	682.8				
24	590.6	628.7	685.8	790.7				

**Dimensions for spiral wound gaskets used with ASME B16.5 flanges - ASME B16.20
Class 900**




NPS	Inner Ring	Sealing Element		Outer Ring	Tolerance			
	d1	d2	d3	d4	d1	d2	d3	d4
1/2	14.2	19.1	31.8	63.5	±0.8	±0.4	±0.8	±0.8
3/4	20.6	25.4	39.6	69.9				
1	26.9	31.8	47.8	79.5				
1 ¼	33.3	39.6	60.5	88.9				
1 ½	41.4	47.8	69.9	98.6				
2	52.3	58.7	85.9	143				
2 ½	63.5	69.9	98.6	165.1				
3	78.7	95.3	120.7	168.4	±1.5	±0.8	±0.8	
4	102.6	120.7	149.4	206.5				
5	128.3	147.6	177.8	247.7				
6	154.9	174.8	209.6	289.1				
8	196.9	222.3	257.3	358.9				
10	246.1	276.4	311.2	435.1				
12	292.1	323.9	368.3	498.6				
14	320.8	355.6	400.1	520.7				
16	374.7	412.8	457.2	574.8				
18	425.5	463.6	520.7	638.3				±0.8
20	482.6	520.7	571.5	698.5				
24	590.6	628.7	679.5	838.2				

**Dimensions for spiral wound gaskets used with ASME B16.5 flanges - ASME B16.20
Class 1500**



NPS	Inner Ring	Sealing Element		Outer Ring	Tolerance			
	d1	d2	d3	d4	d1	d2	d3	d4
1/2	14.2	19.1	31.8	63.5	±0.8	±0.4	±0.8	±0.8
3/4	20.6	25.4	39.6	69.9				
1	26.9	31.8	47.8	79.5				
1 ¼	33.3	39.6	60.5	88.9				
1 ½	41.4	47.8	69.9	98.6				
2	52.3	58.7	85.9	143				
2 ½	63.5	69.9	98.6	165.1				
3	78.7	92.2	120.7	174.8	±1.5	±0.8		
4	97.8	117.6	149.4	209.6				
5	124.5	143	177.8	254				
6	147.3	171.5	209.6	282.7				
8	196.9	215.9	257.3	352.6				
10	246.1	266.7	311.2	435.1				
12	292.1	323.9	368.3	520.7				
14	320.8	362	400.1	577.9				
16	374.7	406.4	457.2	641.4				
18	425.5	463.6	520.7	704.9				
20	476.3	514.4	571.5	755.7	±0.8	+1.5/-0.8		
24	577.9	616	679.5	901.7				

**Dimensions for spiral wound gaskets used with ASME B16.5 flanges - ASME B16.20
Class 2500**



NPS	Inner Ring	Sealing Element		Outer Ring	Tolerance			
	d1	d2	d3	d4	d1	d2	d3	d4
1/2	14.2	19.1	31.8	69.9	±0.8	±0.4	±0.8	±0.8
3/4	20.6	25.4	39.6	76.2				
1	26.9	31.8	47.8	85.9				
1 ¼	33.3	39.6	60.5	104.9				
1 ½	41.4	47.8	69.9	117.6				
2	52.3	58.7	85.9	146				
2 ½	63.5	69.9	98.6	168.4				
3	78.7	92.2	120.7	196.9	±1.5	±0.8	±0.8	
4	97.8	117.6	149.4	235				
5	124.5	143	177.8	279.4				
6	147.3	171.5	209.6	317.5				
8	196.9	215.9	257.3	387.4				
10	246.1	270	311.2	476.3				
12	292.1	317.5	368.3	549.4	±0.8	+1.5/-0.8		