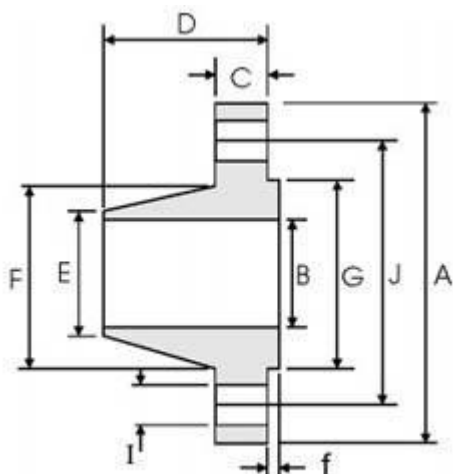


Dimensions of weld neck flanges - ASME B16.47 series A Class150

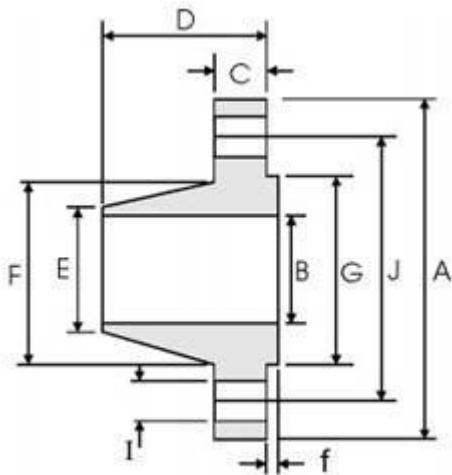


f=2mm

DN	NPS	Overall Diameter	Inside Diameter	Thickness of Flange(Min.)	Overall Length	Diameter at Bevel	Diameter of Hub	Diameter of Face	Number of Bolts	Diameter of Bolt Holes	Diameter of Bolt Circle	Fillet Radius (Min.)
		A	B	C	D	E	F	G		I	J	R
650	26	870	-	66.7	119	660.4	676	749	24	34.9	806.4	10
700	28	925	-	69.9	124	711.2	727	800	28	34.9	863.6	11
750	30	985	-	73.1	135	762.0	781	857	28	34.9	914.4	11
800	32	1060	-	79.4	143	812.8	832	914	28	41.3	977.9	11
850	34	1110	-	81.0	148	863.6	883	965	32	41.3	1028.7	13
900	36	1170	-	88.9	156	914.4	933	1022	32	41.3	1085.8	13
950	38	1240	-	85.8	156	965.2	991	1073	32	41.3	1149.4	13
1000	40	1290	-	88.9	162	1016.0	1041	1124	36	41.3	1200.2	13
1050	42	1345	-	95.3	170	1066.8	1092	1194	36	41.3	1257.3	13
1100	44	1405	-	100.1	176	1117.6	1143	1245	40	41.3	1314.4	13
1150	46	1455	-	101.6	184	1168.4	1197	1295	40	41.3	1365.2	13
1200	48	1510	-	106.4	191	1219.2	1248	1359	44	41.3	1422.4	13
1250	50	1570	-	109.6	202	1270.0	1302	1410	44	47.6	1479.6	13
1300	52	1625	-	114.3	208	1320.8	1353	1461	44	47.6	1536.7	13
1350	54	1685	-	119.1	214	1371.6	1403	1511	44	47.6	1593.8	13
1400	56	1745	-	122.3	227	1422.4	1457	1575	48	47.6	1651.0	13
1450	58	1805	-	127.0	233	1473.2	1508	1626	48	47.6	1708.2	13
1500	60	1855	-	130.2	238	1524.0	1559	1676	52	47.6	1759.0	13

Inside diameter B to be specified by the purchaser

Dimensions of weld neck flanges - ASME B16.47 series A Class300

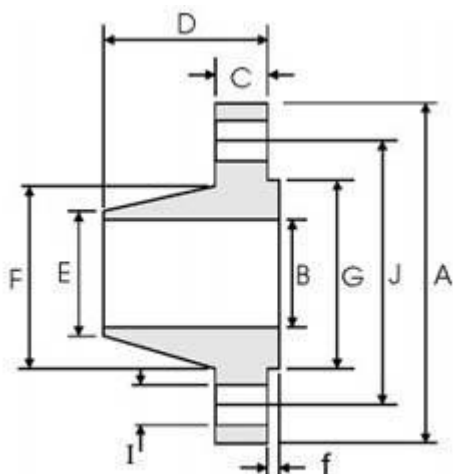


f=2mm

DN	NPS	Overall Diameter	Inside Diameter	Thickness of Flange(Min.)	Overall Length	Diameter at Bevel	Diameter of Hub	Diameter of Face	Number of Bolts	Diameter of Bolt Holes	Diameter of Bolt Circle	Fillet Radius (Min.)
		A	B	C	D	E	F	G		I	J	R
650	26	970	-	77.8	183	660.4	721	749	28	44.5	876.3	10
700	28	1035	-	84.2	195	711.2	775	800	28	44.5	939.8	11
750	30	1090	-	90.5	208	762.0	827	857	28	47.6	997.0	11
800	32	1150	-	96.9	221	812.8	881	914	28	50.8	1054.1	11
850	34	1205	-	100.1	230	863.6	937	965	28	50.8	1104.9	13
900	36	1270	-	103.2	240	914.4	991	1022	32	54.0	1168.4	13
950	38	1170	-	106.4	179	965.2	994	1029	32	41.3	1092.2	13
1000	40	1240	-	112.8	192	1016.0	1048	1086	32	44.5	1155.7	13
1050	42	1290	-	117.5	198	1066.8	1099	1137	32	44.5	1206.5	13
1100	44	1355	-	122.3	205	1117.6	1149	1194	32	47.6	1263.6	13
1150	46	1415	-	127.0	214	1168.4	1203	1245	28	50.8	1320.8	13
1200	48	1465	-	131.8	222	1219.2	1254	1302	32	50.8	1371.6	13
1250	50	1530	-	138.2	230	1270.0	1305	1359	32	54.0	1428.8	13
1300	52	1580	-	142.9	237	1320.8	1356	1410	32	54.0	1479.6	13
1350	54	1660	-	150.9	251	1371.6	1410	1467	28	60.3	1549.4	13
1400	56	1710	-	152.4	259	1422.4	1464	1518	28	60.3	1600.2	13
1450	58	1760	-	157.2	265	1473.2	1514	1575	32	60.3	1651.0	13
1500	60	1810	-	162.0	271	1524.0	1565	1626	32	60.3	1701.8	13

Inside diameter B to be specified by the purchaser

Dimensions of weld neck flanges - ASME B16.47 series A Class400

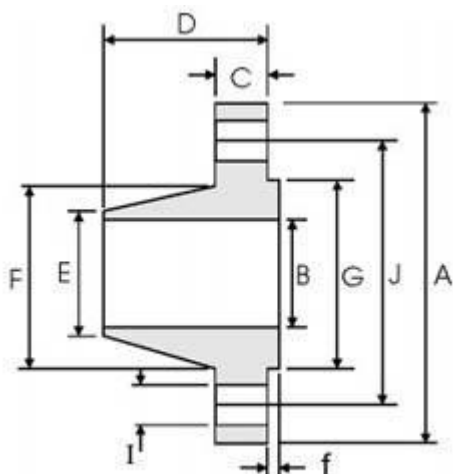


f=7mm

DN	NPS	Overall Diameter	Inside Diameter	Thickness of Flange(Min.)	Overall Length	Diameter at Bevel	Diameter of Hub	Diameter of Face	Number of Bolts	Diameter of Bolt Holes	Diameter of Bolt Circle	Fillet Radius (Min.)
		A	B	C	D	E	F	G		I	J	R
650	26	970	-	88.9	194	660.4	727	749	28	47.6	876.3	11
700	28	1035	-	95.3	206	711.2	783	800	28	50.8	939.8	13
750	30	1090	-	101.6	219	762.0	837	857	28	54.0	997.0	13
800	32	1150	-	108.0	232	812.8	889	914	28	54.0	1054.1	13
850	34	1205	-	111.2	241	863.6	945	965	28	54.0	1104.9	14
900	36	1270	-	114.3	251	914.4	1000	1022	32	54.0	1168.4	14
950	38	1205	-	123.9	206	965.2	1003	1035	32	47.6	1117.6	14
1000	40	1270	-	130.2	216	1016.0	1054	1092	32	50.8	1174.8	14
1050	42	1320	-	133.4	224	1066.8	1108	1143	32	50.8	1225.6	14
1100	44	1385	-	139.7	233	1117.6	1159	1200	32	54.0	1282.7	14
1150	46	1440	-	146.1	244	1168.4	1213	1257	36	54.0	1339.8	14
1200	48	1510	-	152.4	257	1219.2	1267	1308	28	60.3	1403.4	14
1250	50	1570	-	157.2	268	1270.0	1321	1362	32	60.3	1460.5	14
1300	52	1620	-	162.0	276	1320.8	1372	1413	32	60.3	1511.3	14
1350	54	1700	-	169.9	289	1371.6	1426	1470	28	66.7	1581.2	14
1400	56	1755	-	174.7	298	1422.4	1480	1527	32	66.7	1632.0	14
1450	58	1805	-	177.8	306	1473.2	1530	1578	32	66.7	1682.8	14
1500	60	1885	-	185.8	319	1524.0	1584	1635	32	73.0	1752.6	14

Inside diameter B to be specified by the purchaser

Dimensions of weld neck flanges - ASME B16.47 series A Class600

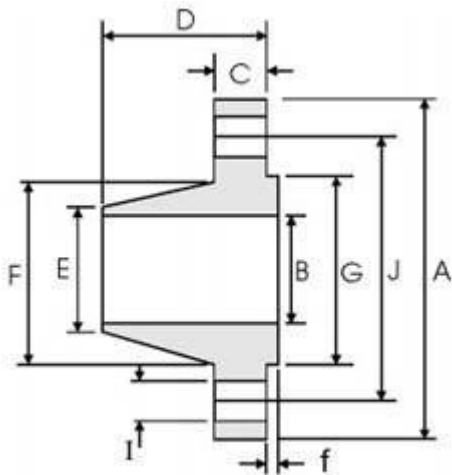


f=7mm

DN	NPS	Overall Diameter	Inside Diameter	Thickness of Flange(Min.)	Overall Length	Diameter at Bevel	Diameter of Hub	Diameter of Face	Number of Bolts	Diameter of Bolt Holes	Diameter of Bolt Circle	Fillet Radius (Min.)
		A	B	C	D	E	F	G		I	J	R
650	26	1015	-	108.0	222	660.4	748	749	28	50.8	914.4	13
700	28	1075	-	111.2	235	711.2	803	800	28	54.0	965.2	13
750	30	1130	-	114.3	248	762.0	862	857	28	54.0	1022.4	13
800	32	1195	-	117.5	260	812.8	918	914	28	60.3	1079.5	13
850	34	1245	-	120.7	270	863.6	973	965	28	60.3	1130.3	14
900	36	1315	-	123.9	283	914.4	1032	1022	28	54.0	1193.8	14
950	38	1270	-	152.4	254	965.2	1022	1054	28	60.3	1162.0	14
1000	40	1320	-	158.8	264	1016.0	1073	1111	32	60.3	1212.8	14
1050	42	1405	-	168.3	279	1066.8	1127	1168	28	54.0	1282.7	14
1100	44	1455	-	173.1	289	1117.6	1181	1226	32	54.0	1333.5	14
1150	46	1510	-	179.4	300	1168.4	1235	1276	32	54.0	1390.6	14
1200	48	1595	-	189.0	316	1219.2	1289	1334	32	73.0	1460.5	14
1250	50	1670	-	196.9	329	1270.0	1343	1384	28	79.4	1524.0	14
1300	52	1720	-	203.2	337	1320.8	1394	1435	32	79.4	1574.8	14
1350	54	1780	-	209.6	349	1371.6	1448	1492	32	79.4	1632.0	14
1400	56	1855	-	217.5	362	1422.4	1502	1543	32	85.7	1695.4	16
1450	58	1905	-	222.3	370	1473.2	1553	1600	32	85.7	1746.2	16
1500	60	1995	-	233.4	389	1524.0	1610	1657	28	92.1	1822.4	17

Inside diameter B to be specified by the purchaser

Dimensions of weld neck flanges - ASME B16.47 series A Class900



f=7mm

DN	NPS	Overall Diameter	Inside Diameter	Thickness of Flange(Min.)	Overall Length	Diameter at Bevel	Diameter of Hub	Diameter of Face	Number of Bolts	Diameter of Bolt Holes	Diameter of Bolt Circle	Fillet Radius (Min.)
		A	B	C	D	E	F	G		I	J	R
650	26	1085	-	139.7	286	660.4	775	749	20	73.0	952.5	11
700	28	1170	-	142.9	298	711.2	832	800	20	79.4	1022.4	13
750	30	1230	-	149.3	311	762.0	889	857	20	79.4	1085.8	13
800	32	1315	-	158.8	330	812.8	946	914	20	85.7	1155.7	13
850	34	1395	-	165.1	349	863.6	1006	965	20	92.0	1225.6	14
900	36	1460	-	171.5	362	914.4	1064	1022	20	92.0	1289.0	14
950	38	1460	-	190.5	352	965.2	1073	1099	20	92.0	1289.0	19
1000	40	1510	-	196.9	364	1016.0	1127	1162	24	92.0	1339.8	21
1050	42	1560	-	206.4	371	1066.8	1176	1213	24	92.0	1390.6	21
1100	44	1650	-	214.4	391	1117.6	1235	1270	24	98.4	1463.7	22
1150	46	1735	-	225.5	411	1168.4	1292	1334	24	104.8	1536.7	22
1200	48	1785	-	233.4	419	1219.2	1343	1384	24	104.8	1587.5	24

Inside diameter B to be specified by the purchaser